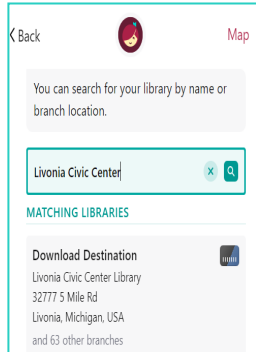
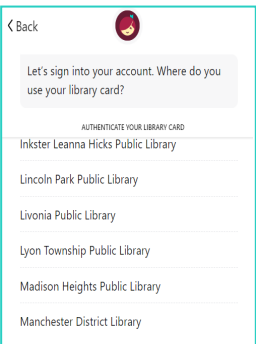


# Getting Started

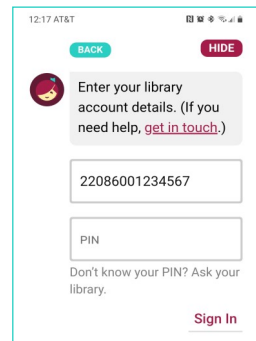
- Download the Libby app from the app Store on your device
- Open the app
- Libby will ask if you have a library card. Choose **Yes** (If not contact your library)
- Libby will guide you through adding your library and library card:



Libby will ask where you use your library card. Type **Livonia Civic Center** and select **Download Destination**



Tap **Choose a Location**  
Select **Livonia Public Library**



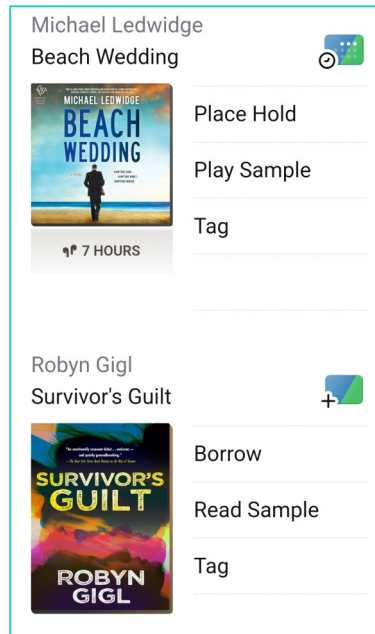
Enter your entire library card number and PIN  
If you don't know the PIN, contact your library  
You are now ready to start reading!

# Navigating the App

## Icons at the bottom of the screen



- Search by title or author**
- Browse library's new, popular and curated collections**
- See your library card information, change settings, and get help**
- View your current loans, holds, and titles you have tagged**
- Look back at your checkout history**



Earbud icon indicates audiobook format and shows playing time  
 **Wait list**

This icon means the title is currently unavailable and shows estimated wait time

Tap **Place Hold**

**Available**

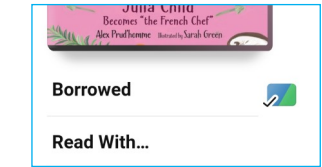
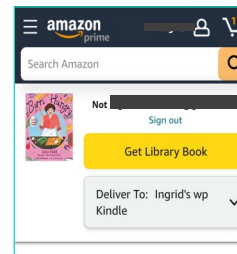

This icon means the title is currently available

Tap **Borrow** to checkout

# Reading and Returning

- Once you have borrowed an eBook, tap the **bookshelf icon** at the bottom of your screen

- Tap **Read With**



- Select **Libby** to read on your phone or tablet
- Select **Kindle** to read with your Kindle reader
- When you select **Kindle** you will be taken to Amazon, log into your account and tap the **Get Library Book** button
- The ebook will be delivered to your Kindle

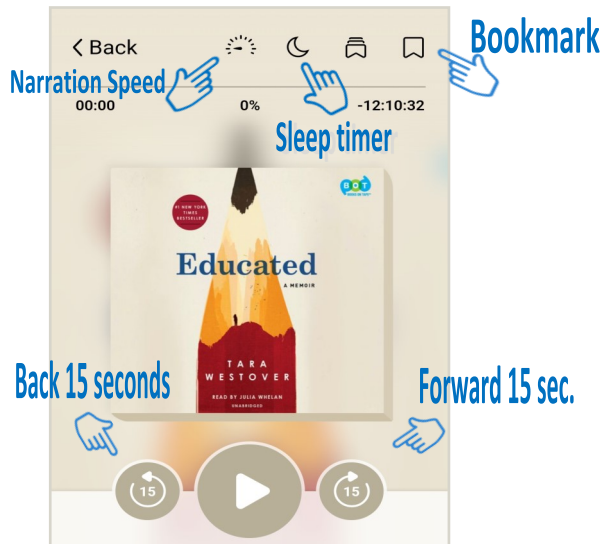
Books are automatically returned to the library on their due date.

To Return Early . . .

- Tap the **shelf icon**
- Tap **LOANS** at the top of the screen
- Tap **Manage**
- Tap **Return Early** and then tap **Return**


# Audiobooks

- After borrowing an Audio book tap **Open Audiobook** the tap the **play/pause** button



- You can adjust narration speed, set a sleep-timer, mover forward or back 15 seconds and create bookmarks (Libby will remember your place!)

# Magazines

- To find magazines tap  Search
- Select **Magazines**  
You can then refine by subject, and select the title and issue you want to check out



- Magazines do not count toward total Checkouts, there is no limit on magazine Checkouts

# Helpful Tips

- You can checkout books anywhere in the world as long as you have an internet connection
- If a book is returned before you finish, you can check it out again and Libby will remember your place
- Checkout length is 14 days; you can change this to 21 days during checkout
- You can checkout 6 items at a time and you can have 6 items on hold

# Access Even More eBooks!

1. Click menu button (at the bottom center)
2. Click Add Library
3. Search for a Partner Library and open it
4. Click "Sign In With My Card"
5. Under Partner Libraries choose Livonia Public Library and sign in with your card # and PIN
6. Repeat steps 3-5 to add all partner libraries

Genesee District Library	Great Lakes Digital Libraries
Lakeland Digital Library	Metro Net Library Consortium
Mideastern Michigan Library Cooperative	Midwest Collaborative for Library Services
St. Clair County Library	Suburban Library
Traverse Area District	Up North Digital
White Pine Library	Woodlands



# QUICK START GUIDE

Borrow ebooks, audiobooks & magazines

**Livonia**  
PUBLIC LIBRARY

**Questions? Contact your library:**  
**Bennett Civic Center Library** 734-466-2490  
**Carl Sandburg Library** 248-893-4010  
[www.livoniapubliclibrary.org](http://www.livoniapubliclibrary.org)